




2022 IEEE 11th Non-Volatile Memory Systems and Applications Symposium Camera-Ready Instructions (Deadline : July 25, 2022)

● Formatting Instructions

1. Ensure that your paper is well formatted (**US Letter**, **two-column**, and **single-space**) and does not exceed the **six-page limit**.
 - The manuscript templates for MS Word and LaTeX can be found at: <https://www.ieee.org/conferences/publishing/templates.html>.
 - A maximum of **two additional pages** per paper is allowed at **\$100 USD per page**, which will be added to the registration fee.

● Submission Instructions

1. All the preparation and submission details are located at the CPS submission site:
<https://ieeecps.org/#!/auth/login?ak=1&pid=2QqAVSyl71T8QeQtVdBomp>
 - You need to **create an account** to log in, follow the instructions to submit the copyright, and ensure your final paper is **IEEE Xplore® compatible (pass the IEEE PDF eXpress validation)**.
 - Note that you **MUST** upload the **Article PDF** to the CPS submission site (Article Source and Supplemental File(s) are optional)
2. IEEE PDF eXpress validation:
 - Log in to the [IEEE PDF eXpress](#) with the conference ID **56066X**.
 - ✧ First-time users should first “Create account” for the service with the conference ID **56066X**, your email address and a password.
 - ✧ For questions, please access the [Publications Support Center](#) for IEEE PDF eXpress. If you do not find an answer in the “Find Answers” tab, go to the “Ask A Question” tab. Your question will be forwarded to IEEE PDF Support and answered within 3 business days.
 - Upload your final paper for validation.
 - ✧ To begin, click on the  button.
 - ✧ You can check 10 PDF files with one Paper ID.

3. Wait until the “Status” of your uploaded final paper becomes **“Pass”**.
 - Click  button to refresh the PDF Conversion/Validation status.
4. **Approve your final paper for collection** by clicking on the  (Approve) button in the “Action” area.